


**EVERYTHING -**  
for use with the High-Partition

Code: 806223122 (MM08.20)



Length: 800mm  
Section: 94x94mm  
Weight: 3,4 kg net.



## Features

Surface mounted or Pendant profile suitable installing under a solid ceiling

- Energy saving
- Full intensity from switch on
- Multiple (2 x) warm white 3.000° K LED nominal 7W
- Low operating temperature
- Long life
- Futureproof LED's and fully interchangeable
- Integral driver with S.E.L.V. output
- Non-Dimmable (Standard)
- Dimmable on demand

## Electrical Data

### LED DRIVER (each)

Type constant current  
Input voltage 220/240Vac 50/60Hz  
Input current max. 0,16A  
cos φ >0,5

Electrical safety Class II  
Output isolation S.E.L.V.

LUMINAIRE Class III  
Electrical safety  
Earthed housing

LEDs  
Power per lighting unit 7 W @ 700 mA  
Warm White 2875-3200K

Secondary connection Top Connector  
prewired plug  
and socket to  
each lighting  
unit ready to  
install

**WARNING**  
Not for TRIAC-based (transistor,  
thyristor) switching.  
Damage to driver inevitable

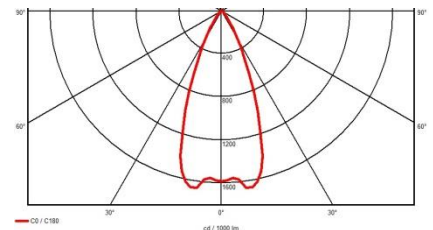
## LED

IBL Gen<sup>3</sup> LED lighting unit with  
CREE XLamp® CXA LEDs

Color Temperature CCT: 2 875-3 200 K  
Light Output: approx. 600 lm

CRI: >= 80  
L70 Lifetime: 30 000 h

Polar Diagram:



**MIS 2 AWARD WINNER**  
NOVEMBER, 2014

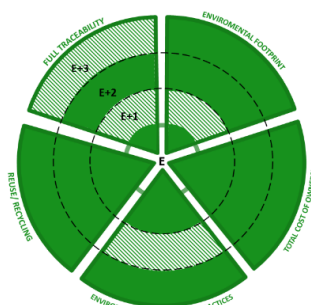


## Manufactured to



Certified

## ECO-Dashboard



## Contact

IBL Lighting GmbH  
Christinenstr. 11  
D-40880 Ratingen  
Tel: 02102- 94 20 66 0  
Fax: 02102- 94 20 66 6  
web: www.ibl.eu  
email: info@ibl.eu